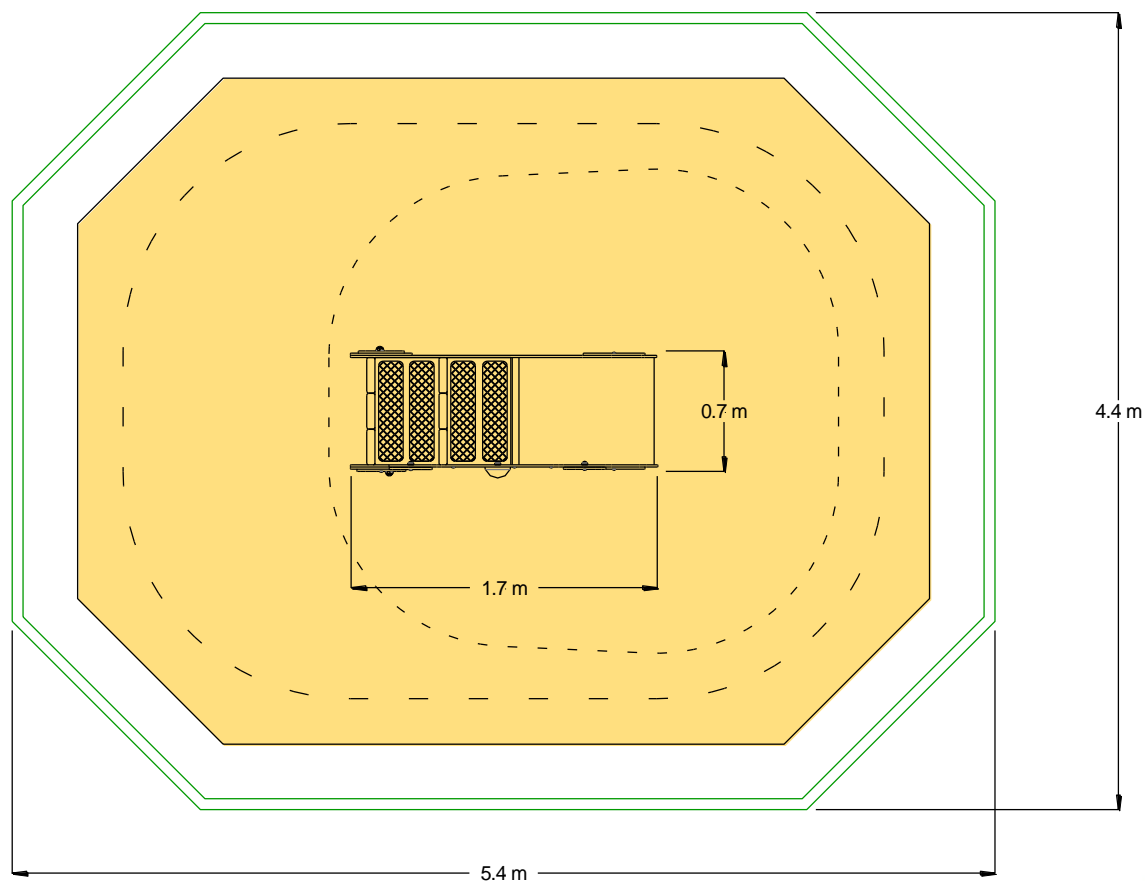
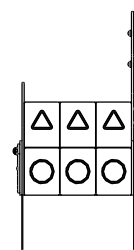
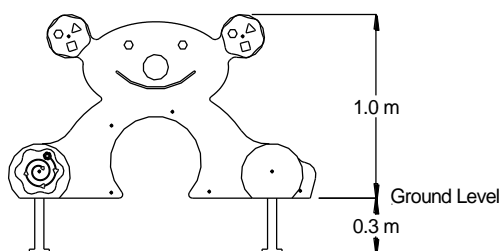


# Caterpillar Range – Curly



## Technical Information

### Equipment Dimensions

Length / Width / Height **1.7m x 0.6m x 1.0m**

### Surfacing and Area Required

Minimum Space Required L/W/H **5.4m x 4.4m x 2.8m**

Max Gradient Of Ground **1 in 50**

Free Height Of Fall **0.5m**

Wetpour Area **9.31m<sup>2</sup>**

Loosefill At 150mm **3m<sup>3</sup>**

Bark / Cushionfall / Sand **16 m<sup>2</sup>**

### Installation Information

overall weight **85kg**

heaviest part **18kg**

largest part **1.7m x .02m x 1.0m**

longest part **1.7m**

concrete required **0.1m<sup>3</sup>**

**COMPLIES TO BS EN 1176**